

## YOUR VOTE MATTERS. USE IT!

As we head into the final stretch of this year's presidential election, South Asian Americans have a major stake in the outcome.

South Asian American communities and votes have power: we are the most rapidly growing demographic group in the nation.

**Let's use our power wisely.**

This guide can help you get key information on important issues that matter to our communities, and cast an informed vote on November 8.

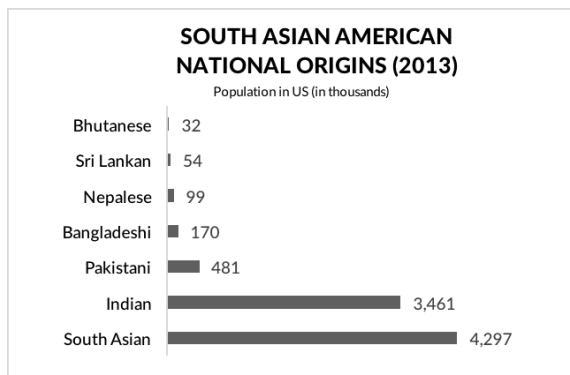
### SOUTH ASIANS AT A GLANCE

#### The South Asian community in the U.S.

includes individuals who trace their ancestry to Bangladesh, Bhutan, India, the Maldives, Nepal, Pakistan, Sri Lanka and the diaspora, including but not limited to Trinidad/Tobago, Guyana, Fiji, Tanzania, and Kenya.

According to the 2013 American Community Survey nearly 4.3 million South Asians live in the United States. This is a significant increase from 3.5 million counted in the 2010 Census.

Between 2000 and 2013, the South Asian American population became the fastest growing major ethnic group in the United States and has emerged in new areas of the country.



### SOUTH ASIAN AMERICANS LEADING TOGETHER

@talktosaalt

@saaltweets

info@saalt.org

[WWW.SAALT.ORG](http://WWW.SAALT.ORG)

SAALT has a limited amount of guides available for distribution. If interested in ordering guides, please email [info@saalt.org](mailto:info@saalt.org) with a mailing address, phone number, e-mail address, and number of guides desired.

- **SOURCES**
- 1) Rock the Vote: Voter Registration Deadlines
- 2) SAALT 2015 Demographic Snapshot
- 3) Pew Research Center: 2016 Electorate Will be the Most Diverse in U.S. History
- AAPI Quick Stats
- 4) DonaldJTrump.com: "Immigration Reform That Will Make America Great Again"
- 5) HillaryClinton.com: "Immigration reform"
- 6) NBC News, "Donald Trump Shifts on Muslim Ban, Calls for 'Extreme Vetting'"
- 7) HillaryClinton.com: "LGBT rights and equality"
- 8) Karthick Ramakrishnan, Setting the Context on South Asian Americans Demographics, Civic Engagement, Race Relations
- 9) AALDEF, "New Findings Show South Asian Voters Among Strongest Supporters of Democrats"
- 10) CNN, "Clinton, Trump Navigate Politics of Police Violence"
- 11) Wall Street Journal, "Clinton vs. Trump"
- 12) Asian Americans Advancing Justice, "2016 Presidential Election Voter Guide: A Resource for the Asian American Electorate"

SAALT is a non-profit, non-partisan organization under Section 501c3 of the IRS Code and, as such does not support, endorse or oppose any candidates for elected public office or political party.



# YOUR VOICE YOUR VOTE: A GUIDE FOR SOUTH ASIAN VOTERS

**ELECTION DAY IS  
NOVEMBER 8, 2016**

#### GET OUT THE VOTE TOOLKIT

<http://bit.ly/2dQEquv>



#### VOTER REGISTRATION TOOLKIT

<http://bit.ly/2dkElsu>



#### STATE BY STATE VOTER REGISTRATION DEADLINES

<http://bit.ly/2d1zF2o>



For more information, please contact  
South Asian Americans Leading Together (SAALT):  
<http://saalt.org> | [@saaltweets](https://twitter.com/saaltweets) | [info@saalt.org](mailto:info@saalt.org)

**A SNAPSHOT OF THE 2012 SOUTH ASIAN ELECTORATE**

**Many South Asian Americans voted for the first time in the 2012 elections.**


In the 2012 elections, **45%** of Bangladeshi, **35%** of Pakistani, **29%** of Asian Indian, and **28%** of Indo-Caribbean American voters voted for the first time.

**PARTY AFFILIATION**



The majority of South Asian Americans were enrolled as Democrats. **84%** of Indo-Caribbean, **79%** of Bangladeshi, **73%** of Pakistani, and **65%** of Asian Indian voters were enrolled in the **Democratic Party**.

In comparison, **9%** of Asian Indian, **5%** of Pakistani, **4%** of Indo-Caribbean, and **2%** of Bangladeshi Americans were enrolled in the **Republican Party**.




**24%** of Asian Indian, **21%** of Pakistani, **18%** of Bangladeshi, and **8%** of Indo-Caribbean American voters indicated that they were **not enrolled in any party**.

South Asian American voters showed strong support for President Obama, with **96%** of Bangladeshi, **91%** of Pakistani, and **84%** of Asian Indian voters surveyed voting for Obama.

Support for President Obama was also high among all South Asian Americans voting for the first time and in all states surveyed.

**THE CANDIDATES ON THE ISSUES:**

While the political rhetoric in this election cycle has been heightened, Hillary Clinton and Donald Trump have distinct policy stances on the issues and it is important to keep those in mind when voting. *Decide for yourself* which candidate will best represent the interests and needs of the South Asian American community.

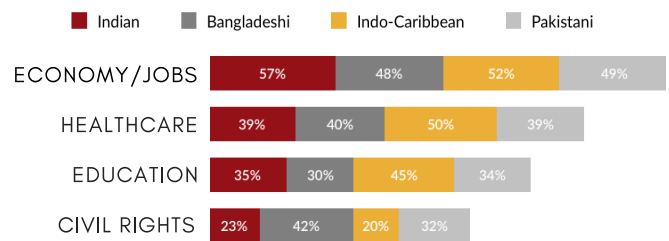


**HILLARY CLINTON**      **DONALD TRUMP**  
 YES NO UNKNOWN      YES NO UNKNOWN

Support comprehensive immigration reform?	✓	✗
Support expanding and strengthening federal immigration policies to promote family reunification?	✓	✗
Support accepting Syrian refugees to the U.S.?	✓	✗
Support a pathway to citizenship?	✓	✗
Support increasing immigration enforcement?	✗	✓
Support ending family detention and closing immigration detention centers?	✓	✗
Support President Obama's executive actions known as DACA and DAPA?	✓	✗

Support strengthening laws on hate crimes against religious & ethnic minorities or other protected groups?	✓	?
Support banning Muslims from entering the United States?	✗	✓
Support banning racial profiling by law enforcement?	✓	✗
Support policies to provide educational equity in the nation's public schools and public higher education institutions?	✓	✗
Support requiring registered voters to show photo identification in order to vote?	✗	✓
Support tax cuts for large corporations?	✗	✓
Support an increase in the federal minimum wage?	✓	✓
Support the Affordable Care Act?	✓	✗

**PRIORITY ISSUES FOR SOUTH ASIAN AMERICAN VOTERS:**



In 2012, a majority of South Asian Americans favored comprehensive immigration reform.



Charts indicate support each group gave for the particular issue

For more information, please contact South Asian Americans Leading Together (SAALT): <http://saalt.org> | @saaltweets | info@saalt.org